

ICFDP9-EG-247

MIXED CONVECTION HEAT TRANSFER FROM A SHORT VERTICAL CYLINDER PLACED IN A CROSSFLOW

E.A. Elkady / Al-Azhar university, Faculty of
Engineering, Mechanical Power Department

Y. Rihan / Atomic Energy Authority, Hot Lab.
Center, Nuclear Fuel Technology Department

S. El-Kholy / Al-Nasr
company for salt, Alexandria

ABSTRACT

Experimental study of mixed free and forced convection heat transfer from a vertical heated cylinder placed in a crossflow is studied for Reynolds number from 1.1×10^3 to 3.3×10^4 and Prandtl number 0.7. The average Nusselt number is calculated and correlated with the Reynolds number. An empirical correlation for predicting the overall heat transfer from the cylinder is developed for this case.

KEYWORDS:

Heat transfer, Vertical cylinder, Mixed convection, Crossflow.

NOMENCLATURE

A	surface area
c_p	specific heat
Cp	pressure coefficient, $p-p_\infty/0.5\rho u_\infty^2$
d	diameter or differential
g	acceleration of gravity
Gr_L	Grashof number based on $L = g\beta(T_w - T_\infty)L^3/\nu^2$
k	thermal conductivity
L	height
m	mass
\overline{Nu}	average Nusselt number
p	pressure
Pr	Prandtl number
Q	heat transfer rate
Re	Reynolds number
t	time
T	temperature

Greek symbols

β	coefficient of thermal expansion
---------	----------------------------------

ε	emissivity
σ	Stefan-Boltzmann constant
ν	kinematic viscosity
<i>subscripts</i>	
w	wall condition
∞	free stream condition

INTRODUCTION

Mixed free and forced convection external flows arise when free-stream inertial and near-wall buoyant forces have strong effects on the resulting convective heat transport. Mixed convection is a fundamentally important heat transfer problem that occurs in a variety of technological and industrial applications. These applications include: nuclear reactors cooled during emergency shutdown, electronic devices cooled by fans, heat exchangers placed in low-velocity environments, hot wire anemometers operated in low free stream velocity, and solar central receivers exposed to wind currents.

There are only a few papers in the literature that deal with mixed convection flow over vertical cylinders. Chen and Mucoglu [1] were the first to study such a problem for a uniform wall temperature case. Subsequently, Mucoglu and Chen [2] considered the same problem for the uniform surface heat flux case. In both cases, solutions of the governing boundary layer equations were obtained by the local nonsimilarity method [3,4].

Zukauskas and Ziugzda [5] published a study on heat transfer from a circular cylinder in air, water, and transformer oil. The effect of Re and Pr on both local and average heat transfer were reported. Many other researchers proposed correlations for the overall heat transfer from a circular cylinder [5-7]. However, the power indices of Re and Pr for the overall heat transfer are different due to limited experimental results and significant differences in the experimental conditions of

previous studies such as the ranges of Reynolds number and Prandtl number, and the thermal boundary condition.

The objective of the present study is to determine the average heat transfer from the measured local heat transfer rates and develop an empirical equation for the flow around the short vertical cylinder.

EXPERIMENTAL PROCEDURE

The experiments were conducted in a subsonic, recirculating ambient air wind tunnel with a 440×440 mm test section. The wind tunnel velocity can be varied continuously from about 0.5 to 5 m/s.

The model height L to diameter d ratio (aspect ratio) of 0.5 was tested in the present study. The model was hollow aluminum cylinder and was fitted with insulating ends. The model was attached on each end to an insulating section and mounted vertically in the wind tunnel. Consequently, the model was thermally finite and aerodynamically infinite. Heater elements were inserted down axial holes which were drilled at several locations around the cylinder. The copper-constantan thermocouples of 0.4 mm wire diameter were placed around the cylinder to measure the cylinder temperature. Thermocouples were also suspended at various interior centerline locations to measure end losses. The interior of the cylinder was filled with foam insulation. A diagram of the model is shown in Fig. 1.

The mixed convection heat transfer rate can be measured by performing an energy balance on the cylinder. The wind tunnel is operated at a particular velocity setting and the cylinder is heated. When the cylinder reaches about 100 °C the heater is turned off and the heat transfer tests start. For the case when the heater power is zero, an energy balance gives:

$$\dot{Q}_{mixed} = -mc_p \frac{dT}{dt} - \varepsilon\sigma A(T_w^4 - T_\infty^4) - \dot{Q}_{losses} \quad (1)$$

The cylinder emissivity from tabulated data to be 0.11. Exact specification is unnecessary since the radiation term is small. The cylinder and insulation temperatures are recorded by a data acquisition system. Consequently, by monitoring the rate of decay of the cylinder temperature, the free stream temperature, and the insulation temperatures, equation (1) can be solved for the mixed convection heat transfer rate. The Nusselt number is then calculated at any instant of time from:

$$\overline{Nu} = \dot{Q}_{mixed} \{d / [Ak(T_w - T_\infty)]\} \quad (2)$$

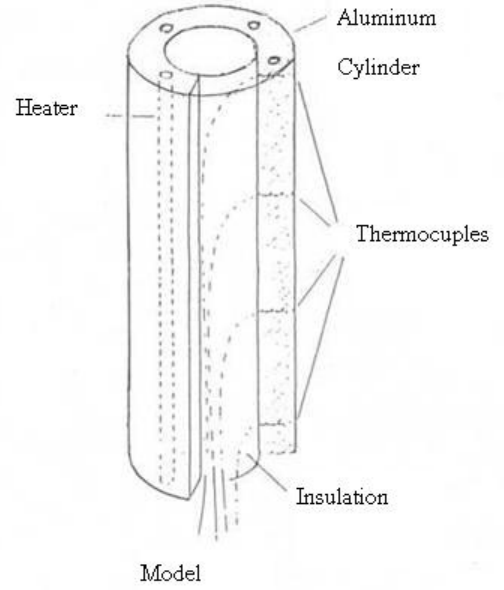


Fig. 1: Model configuration.

RESULTS AND DISCUSSIONS

The pressure measurement results for $1.1 \times 10^3 < Re < 3.3 \times 10^4$ are shown in Fig. 2. The static pressure decreases rapidly with increasing distance from the stagnation point, until it reaches a minimum value at $\theta = 60^\circ$, downstream of the position $\theta = 60^\circ$, the pressure begins to increase. The separation point corresponds to the beginning of the nearly constant local static pressure coefficient [8]. Separation occurs at about 80 deg from the leading edge.

The mixed convection results were found to be in agreement with accepted correlations [9] and with the experimental data of Young and Ulrich [10]. The solid line shown in Fig. 3 is the pure forced convection limit from [9].

The Reynolds number ranges investigated in [10] are similar to those simulated in the present study, but the aspect ratio range is much larger. Large aspect ratio cylinders may operate in a different flow regime than short aspect ratio cylinders, e.g., in the transition or turbulent regime compared to laminar flow for short aspect ratio cylinders. This may explain why the data of [10] are higher than for the short cylinder data of the present study.

A least-squares fit to the data for thermally short and aerodynamically infinite cylinders gives:

$$\begin{aligned} \overline{Nu} &= 0.78 Re^{0.55} Pr^{0.33} Gr_L^{0.0063} & 1000 < Re < 5000 \\ \overline{Nu} &= 0.2 Re^{0.6} Pr^{0.33} Gr_L^{0.00574} & 5000 < Re < 40000 \end{aligned} \quad (3)$$

Equation (3) represents the data to within ± 16 percent.

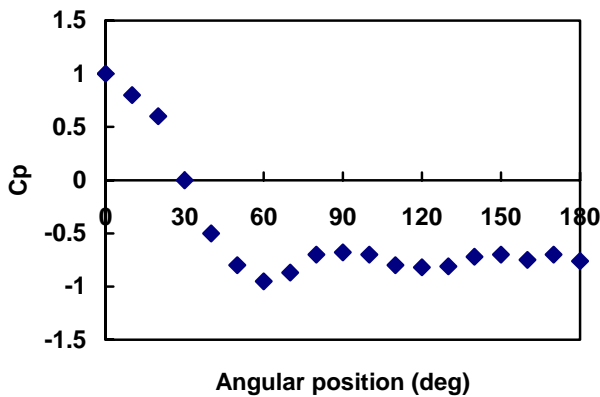


Fig. 2: Pressure distributions near the thermal leading edge.

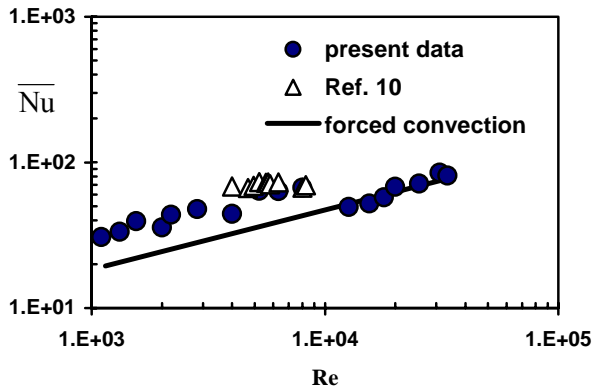


Fig. 3: Average Nusselt number at different Reynolds number.

CONCLUSIONS

The mixed convection heat transfer coefficient from smooth vertical short cylinder placed in a crossflow is measured in the present study. The Reynolds number is varied from 1.1×10^3 to 3.3×10^4 and Prandtl number 0.7. An empirical correlation for predicting the overall heat transfer from the cylinder is developed. The value of mean Nusselt number can be calculated from the empirical equation (3) with maximum relative errors of $\pm 20\%$. The separation point corresponds to the beginning of the nearly constant local static pressure coefficient is measured. Separation occurs at about 80 deg from the leading edge.

REFERENCES

[1] T. S. Chen, and A. Mucoglu, "Buoyancy effects on forced convection along a vertical cylinder", *J. Heat Transfer* 93, 1971, pp. 198-203.

[2] A. Mucoglu, and T. S. Chen, "Buoyancy effects on forced convection along a vertical cylinder with uniform surface heat flux", *J. Heat Transfer* 98, 1976, pp. 523-525.

[3] E. M. Sparrow, H. Quack, and C. J. Boerner, "Local non-similarity boundary layer solutions", *AIAA J.* 8, 1970, pp. 1936-1942.

[4] E. M. Sparrow, and H. S. Yu, "Local non-similarity thermal boundary solutions", *J. Heat Transfer* 93, 1971, pp. 328-334.

[5] A. Zukauskas, and J. Ziugzda, "Heat transfer of a cylinder in crossflow", *hemisphere pub.*, Washington; New York, 1985.

[6] S. W. Churchill, and M. Bernstein, "A correlating equation for forced convection from gases and liquids to a circular cylinder in cross flow", *J. Heat Transfer* 99, 1977, pp. 300-306.

[7] S. Sanitjai, and R. J. Goldstein, "Forced convection heat transfer from a circular cylinder in crossflow to air and liquids", *Int. J. of Heat and Mass Transfer*, Vol. 47, 2004, pp. 4795-4805.

[8] Z. G. Kostic, and S. N. Oks, "Fluid flow and heat transfer with two cylinders in cross flow", *Int. J. Heat and Mass Transfer*, Vol. 15, 1971, pp. 279-299.

[9] F. P. Incropera, and D. P. DeWitt, "Introduction to heat transfer", *John Wiley and Sons*, 1996.

[10] M. F. Young, and T. R. Ulrich, "Mixed convection heat transfer from a vertical heated cylinder in a crossflow", *Int. J. of Heat and Mass Transfer*, Vol. 26, 1983, pp. 1889-1892

